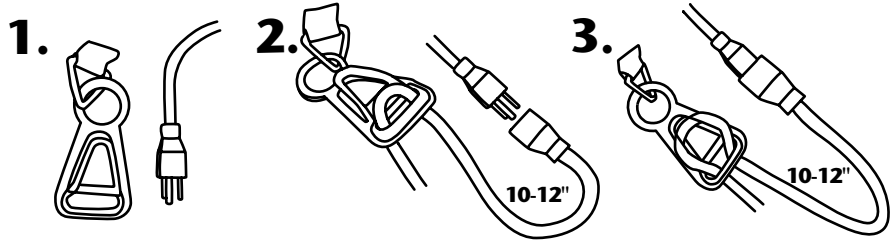


PROTEAM ELECTRICAL CORD CARE


Follow these steps to ensure the long life of your cord.

ALWAYS use the cord holder attached to the waistbelt of your unit.

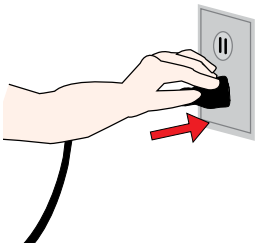
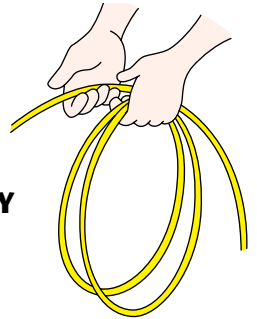


1. **DO NOT tie** extension cord and power cord together.
2. **NEVER stretch the cord tightly** between the vacuum and the outlet. A cord that is stretched or pulled will not function properly and creates a danger.
3. After vacuuming, unplug the extension cord at both ends and **wind it up loosely**. DO NOT wind the cord up by wrapping it around your hand and elbow.
4. Only a **ProTeam replacement extension cord**, or one that is properly sized for your application should be used, reference "Important Safety Instruction" in Owners Manual. Extension cord wire type is to be SJTW.
5. Manage the cord **using the cord holder** located on the vacuum belt. While in use, hold the cord away from your body. Be careful not to walk on or vacuum over cord.
6. If the power cord is getting warm: Check to see that the extension cord does not exceed a length of **50 feet at 16 gauge** or **100 feet at 14 gauge**. Longer cords will overheat and damage the vacuum.


DO NOT TIE



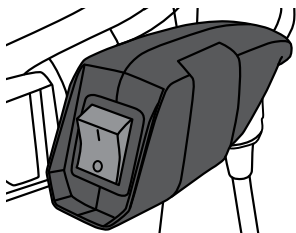
WRAP LOOSELY



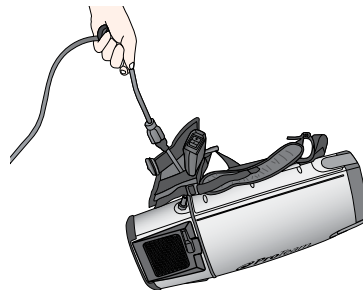
ALWAYS hold the plug, not the cord, when plugging in or unplugging the vacuum.



DO NOT vacuum with a frayed, worn or damaged cord. Do not modify the vacuum plug. Use the extension cord provided.



Turn off the unit before unplugging. Unplug the unit from the outlet before servicing.



DO NOT pull or carry the vacuum by the cord or use the cord as a handle.